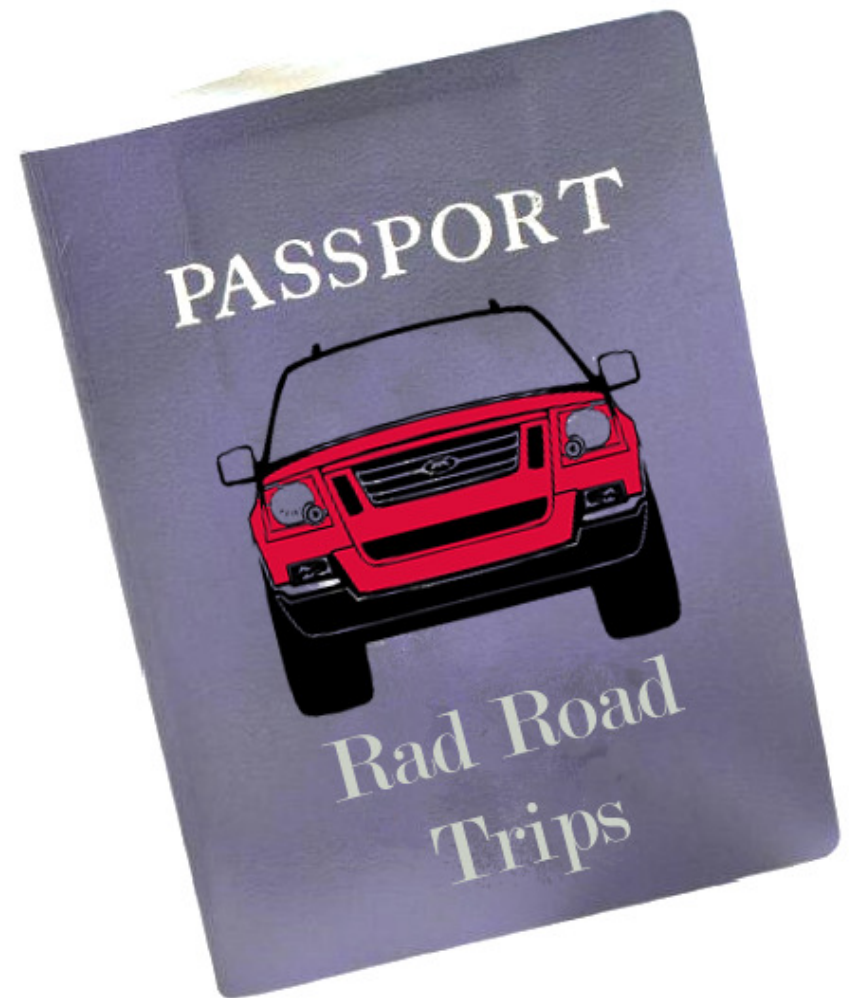


OCTOBER RADROADTRIP PASSPORT



RadRoadTrips.com



This document is copyrighted by <http://www.RadRoadTrips.com>. You may reproduce as many copies as you wish for your personal, home use. You may not redistribute, repackage, or resell this work without written consent from the author.

List the major stops along your way for your road trip. Check the boxes when you have reached those destinations!

<input type="checkbox"/>	_____
<input type="checkbox"/>	_____
<input type="checkbox"/>	_____
<input type="checkbox"/>	_____
<input type="checkbox"/>	_____
<input type="checkbox"/>	_____
<input type="checkbox"/>	_____
<input type="checkbox"/>	_____
<input type="checkbox"/>	_____
<input type="checkbox"/>	_____

WORD SCRAMBLE!

LGO : _____

DAL : _____

NFA : _____

ILP : _____

UCR : _____

IDB : _____

ROAD TRIP JOURNAL

Use this next section of your Rad Road Trip passport to record thoughts or pictures of things you did or saw during your road trip.

PAPER BATTLESHIP

Use the game board below to play against another person in the car.

RULES

Two players play the game. At the beginning of the game, each player places their ships on the "Your Ships" board. Use the letters in the "SHIPS" key below to indicate each ship. The ships can be placed either horizontally or vertically. Each ship gets a specific number of consecutive letters to identify it on the board.

Once the ships have been placed on the board, each player will take turns calling out a spot on the grid using a number/letter combination (eg. B4). If the other player does not have a ship at that location they call out "MISS" and the first player marks an "/" in that cell to indicate a miss. If there is a ship at that coordinate, then the other player calls out "HIT". In this case, the first player would mark an "X" in that cell to indicate that part of a ship is in that space.

When a player hits all of the cells for a ship, then the other player has to report that their ship was "SUNK".

It is useful for a player to keep track of the hits and misses of the other player by marking those shots on his/her own "Your Ships" board.

The first player to sink the other player's ships wins the game.

SHIPS

Aircraft Carrier	AAAAA
Battleship	BBBB
Crusier	CCC
Submarine	SSS
Destroyer	DD

KEY

Hit	X
Miss	/
Sunk	⌘

Your Ships

	1	2	3	4	5	6	7	8	9	10
A										
B										
C										
D										
E										
F										
G										
H										
I										
J										

Enemy Ships


	1	2	3	4	5	6	7	8	9	10
A										
B										
C										
D										
E										
F										
G										
H										
I										
J										



TRY TO MAKE IT THROUGH THE HAUNTED HOUSE.

HALLOWEEN TERMS & TRADITIONS

FALLING LEAVES



How many words can you make from the letters in the word above? Write down as many as you can think of. See who gets the most words.

- Across**
- 3. Evil creatures who rise from their coffins at night to find victims to suck blood from.
 - 6. Evil count of the vampire clan. Lives in Transylvania Castle.
 - 7. Color of the cat that symbolizes bad luck
 - 8. A man that transforms into a wolf on the full moon.
 - 9. The treasures that you get when you go trick-or-treating.
 - 11. You wear this on Halloween so that people don't know who you are.
 - 12. Halloween always falls on the last day of this month.
 - 15. They are often depicted as old hags with warts on their noses that boil steamy cauldrons.

- Down**
- 1. Name of the monster created in a lab by a mad scientist. Was made alive when Lightning struck the experiment gadgets.
 - 2. You cut faces into these and stick a light in them to make Jack O' Lanterns
 - 4. A set of clothes stuffed with straw and set up on a pole to scare birds away.
 - 5. This spice keeps vampires and other spooks away.
 - 10. A dead person that walks around with strips of cloth wrapped around them.
 - 13. Animals accused of sucking your blood after transforming into a vampire (plural)
 - 14. Casper was a friendly one of these.

PAPER BATTLESHIP

COLOR THE WITCH

Use the game board below to play against another person in the car.

RULES

Two players play the game. At the beginning of the game, each player places their ships on the "Your Ships" board. Use the letters in the "SHIPS" key below to indicate each ship. The ships can be placed either horizontally or vertically. Each ship gets a specific number of consecutive letters to identify it on the board.

Once the ships have been placed on the board, each player will take turns calling out a spot on the grid using a number/letter combination (eg. B4). If the other player does not have a ship at that location they call out "MISS" and the first player marks an "/" in that cell to indicate a miss. If there is a ship at that coordinate, then the other player calls out "HIT". In this case, the first player would mark an "X" in that cell to indicate that part of a ship is in that space.

When a player hits all of the cells for a ship, then the other player has to report that their ship was "SUNK".

It is useful for a player to keep track of the hits and misses of the other player by marking those shots on his/her own "Your Ships" board.

The first player to sink the other player's ships wins the game.

SHIPS

Aircraft Carrier	AAAAA
Battleship	BBBB
Crusier	CCC
Submarine	SSS
Destroyer	DD

KEY

Hit	X
Miss	/
Sunk	⊗

Your Ships

	1	2	3	4	5	6	7	8	9	10
A										
B										
C										
D										
E										
F										
G										
H										
I										
J										

Enemy Ships

	1	2	3	4	5	6	7	8	9	10
A										
B										
C										
D										
E										
F										
G										
H										
I										
J										

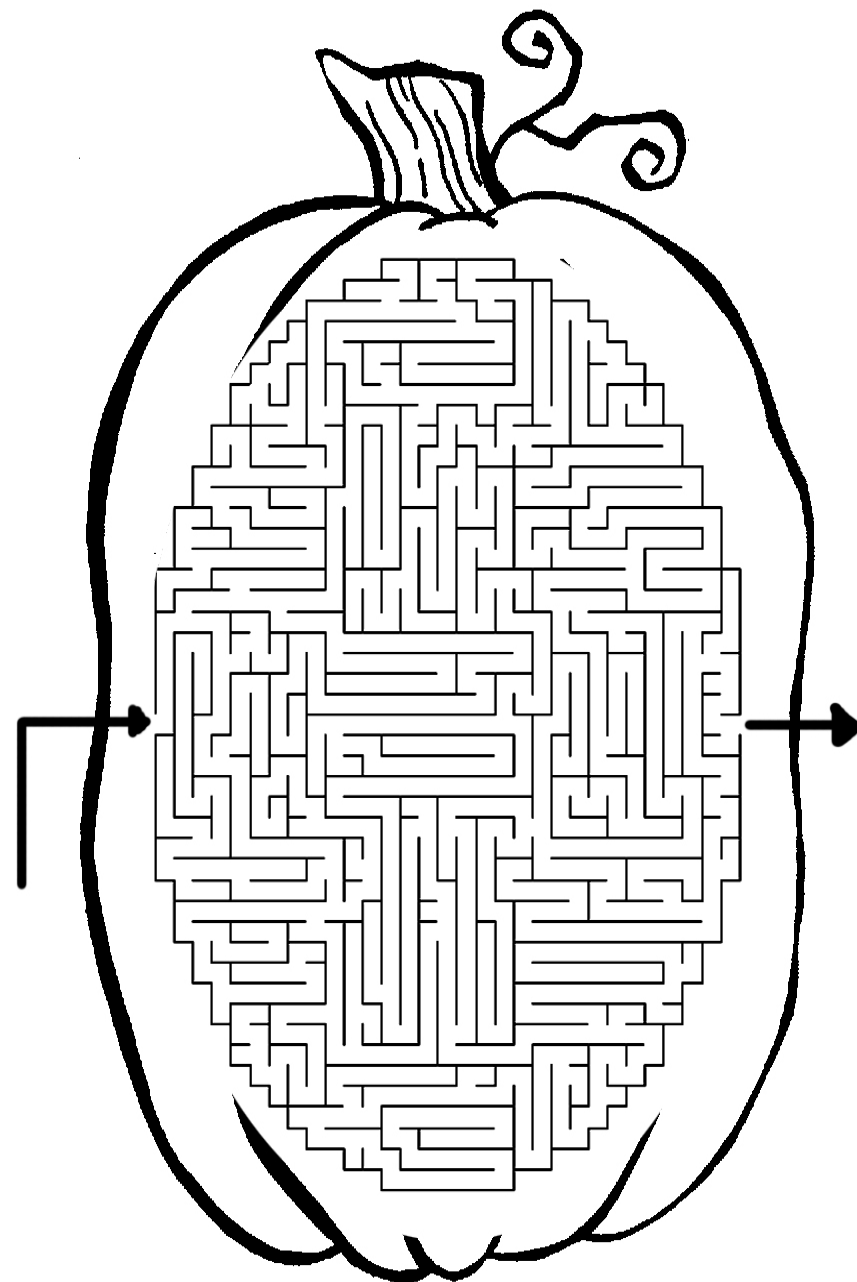


HISTORY OF JACK-O-LANTERNS

Decode the following short history of Jack-o-Lanterns. Use the hints already provided to help you determine which numbers match up to the correct letters.

A	B	C	D	E	F	G	H	I	J	K	L	M	N	O	P	Q	R	S	T	U	V	W	X	Y	Z	
							12		8		21			18												

_____ J _____ O ' L _____
 9 20 22 1 10 25 4 8 20 9 19 18 21 20 25 26 23 22 25 17 10 17
 H L L O _____ O H _____
 20 12 20 21 21 18 11 23 23 25 9 15 17 26 18 5 26 12 20 26 3 20 26 23 17
 _____ O _____ L _____ H _____
 14 20 9 19 26 18 20 25 9 10 23 25 26 10 22 23 21 20 25 3 26 12 23
 _____ J _____ - O - L _____
 13 10 22 17 26 8 20 9 19 18 21 20 25 26 23 22 25 17 11 23 22 23
 _____ O _____ O _____
 5 20 3 23 18 13 26 15 22 25 10 16 17 14 23 23 26 17 18 22
 _____ H O L L O _____ O _____ O _____
 23 1 23 25 12 18 21 21 18 11 23 3 18 15 26 16 18 26 20 26 18 23 17
 _____ O _____
 14 15 26 25 18 26 16 15 5 16 19 10 25 17 16 15 5 16 19 10 25 17
 _____ O _____ L _____ H _____
 11 23 22 23 25 18 26 15 17 23 3 15 25 26 10 21 10 22 10 17 12
 _____ L _____ H _____
 10 5 5 10 4 22 20 25 26 17 17 23 26 26 21 23 3 10 25 26 12 23
 _____ H _____
 15 25 10 26 23 3 17 26 20 26 23 17 11 12 23 22 23 16 15 5 16 19 10 25 17
 _____ H _____ O _____ L _____
 11 23 22 23 9 12 23 20 16 23 22 20 25 3 5 18 22 23 16 21 23 25 26 10 13 15
 _____ L _____ H _____
 21 26 12 20 25 26 15 22 25 10 16 17



WORD SCRAMBLE!

ACVE : _____

TTARHO : _____

TTUOHNG : _____

BODL : _____









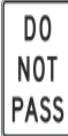
NEELRAG : _____

TEASF : _____

STREET SIGN BINGO

GAME RULES:









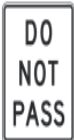
Each person in the car chooses a different page in their passport that has a bingo card. During the road trip, as the players spot items similar to what is on the card (eg. Stop Sign) they mark off that square on the bingo card. The first person to get a full row completed (either horizontally, vertically, or diagonally), they are the winner. If the scenic route is not providing the amount of items quickly enough, a non-player may have a printed key and shout out different items to help the game move along.

STREET SIGN BINGO

GAME RULES:

Each person in the car chooses a different page in their passport that has a bingo card. During the road trip, as the players spot items similar to what is on the card (eg. Stop Sign) they mark off that square on the bingo card. The first person to get a full row completed (either horizontally, vertically, or diagonally), they are the winner. If the scenic route is not providing the amount of items quickly enough, a non-player may have a printed key and shout out different items to help the game move along.

SUDOKU PUZZLES


EASY

	2		5	3	9		4	
3								8
		7				1		
1	6		7		8		2	4
				2				
4	7		3		6		1	5
		3				4		
6								7
	8		1	6	2		9	

A LITTLE HARDER

	8	4	6		7	9	1	
7	9						5	3
		7	8		4	6		
	6			9			7	
		2	7		5	3		
1	5						4	7
	2	8	3		1	5	6	

COLOR THE CAT



SPOOKY FUN STORIES

Try to come up with a spooky story that uses all of the words listed below. Mark them off as you use the word while you tell your story. Tell your story out loud as you go so that other people in the car can hear what you come up with.

Broom

Hairspray

Zits

Sneakers

Ring

Turtle

Tire

Lawnmower

PAPER BATTLESHIP

Use the game board below to play against another person in the car.

RULES

Two players play the game. At the beginning of the game, each player places their ships on the "Your Ships" board. Use the letters in the "SHIPS" key below to indicate each ship. The ships can be placed either horizontally or vertically. Each ship gets a specific number of consecutive letters to identify it on the board.

Once the ships have been placed on the board, each player will take turns calling out a spot on the grid using a number/letter combination (eg. B4). If the other player does not have a ship at that location they call out "MISS" and the first player marks an "/" in that cell to indicate a miss. If there is a ship at that coordinate, then the other player calls out "HIT". In this case, the first player would mark an "X" in that cell to indicate that part of a ship is in that space.

When a player hits all of the cells for a ship, then the other player has to report that their ship was "SUNK".

It is useful for a player to keep track of the hits and misses of the other player by marking those shots on his/her own "Your Ships" board.

The first player to sink the other player's ships wins the game.

SHIPS

Aircraft Carrier	AAAAA
Battleship	BBBB
Crusier	CCC
Submarine	SSS
Destroyer	DD

KEY

Hit	X
Miss	/
Sunk	⊗

Your Ships

	1	2	3	4	5	6	7	8	9	10
A										
B										
C										
D										
E										
F										
G										
H										
I										
J										

Enemy Ships

	1	2	3	4	5	6	7	8	9	10
A										
B										
C										
D										
E										
F										
G										
H										
I										
J										

IN THIS, BUT NOT IN THAT

b like him see time could no make th
 my made over did down only way find
 ter words called just where most know
 good new write our used me man too
 so around another came come work thre
 en place well such here take why thing
 gain off went old number great tell me
 tween name should Mr. home big give
 ad last never left along while might nex

This is a fun game that works well with older children rather than younger ones.

One person chooses a general categorization rule that can lump different words or things into an either/or situation. The person then names two things or words – one that “goes in” and another that does not. The other people in the car try to guess the rule.

Example:

Rule: Words with double vowels (“oo”, “ee”, etc).

The player would say, “It is in ‘Book’, but not in ‘Paper’”. People will try to guess and then he/she will give another pair of words.

PAPER BATTLESHIP

Use the game board below to play against another person in the car.

TIME FOR FALL

RULES

Two players play the game. At the beginning of the game, each player places their ships on the "Your Ships" board. Use the letters in the "SHIPS" key below to indicate each ship. The ships can be placed either horizontally or vertically. Each ship gets a specific number of consecutive letters to identify it on the board.

Once the ships have been placed on the board, each player will take turns calling out a spot on the grid using a number/letter combination (eg. B4). If the other player does not have a ship at that location they call out "MISS" and the first player marks an "/" in that cell to indicate a miss. If there is a ship at that coordinate, then the other player calls out "HIT". In this case, the first player would mark an "X" in that cell to indicate that part of a ship is in that space.

When a player hits all of the cells for a ship, then the other player has to report that their ship was "SUNK".

It is useful for a player to keep track of the hits and misses of the other player by marking those shots on his/her own "Your Ships" board.

The first player to sink the other player's ships wins the game.

SHIPS

Aircraft Carrier	AAAAA
Battleship	BBBB
Crusier	CCC
Submarine	SSS
Destroyer	DD

KEY

Hit	X
Miss	/
Sunk	⊗

Your Ships

	1	2	3	4	5	6	7	8	9	10
A										
B										
C										
D										
E										
F										
G										
H										
I										
J										

Enemy Ships

	1	2	3	4	5	6	7	8	9	10
A										
B										
C										
D										
E										
F										
G										
H										
I										
J										

S W O D L H E N F M A D L L A T S R C R
 I E L C V E E S O I E T I S R T N I A M
 E O P T T O A U P C U T A I W A I G N Y
 C T H T E O N V O S H O C R T S K N D A
 N D T H E T B R E E S K A N D T P I Y O
 Y S G E A M A E T S O D O U T S M K T H
 E J A I C T B K R R E N T S A E U A N D
 S C N A I R V E T E S I B S Q M P R U M
 N S T N A M T R R A D W M E B U R J J B
 Y R G N O V E M B E R S E H C T I W Z F
 L F E L Q A A B S S P C H G P S R D R F
 C Y E T T H N E E W O L L A H O E O N A
 I M Y M N Y K E B S Y A J M U C S F U L
 M G P H B A K Y G N G W W G J T M F K L
 O E M T G Z L Q A R I O B N B R O W N R
 E D X I T N P O W P L Z N L A P E H E P
 U F U O X E W I K V P G T R V C W D O R
 H D Q E T F A E E C P O Z W Z Y E J Q B
 B J B S L J P S P N A A F I X P W N Y V
 C H Q C P Z E S J E J J J A R V D D F W

- | | | |
|------------|--------------|--------------|
| BROWN | HALLOWEEN | RAKING |
| CANDY | JACKOLANTERN | RED |
| COLD | LEAVES | SEPTEMBER |
| COSTUMES | MOUNTAINS | TRICKORTREAT |
| DECORATING | NOVEMBER | WIND |
| FALL | OCTOBER | WITCHES |
| FROST | PUMPKINS | WOLVES |

When you have completed the word search above, use the remaining letters that were not part of the solutions to build the secret message below. Start at the top left and move from left to right, top to bottom. (Note: only the first number of characters will be used to fill up the message. The rest of the characters can be discarded).

PAPER BATTLESHIP

Use the game board below to play against another person in the car.

RULES

Two players play the game. At the beginning of the game, each player places their ships on the "Your Ships" board. Use the letters in the "SHIPS" key below to indicate each ship. The ships can be placed either horizontally or vertically. Each ship gets a specific number of consecutive letters to identify it on the board.

Once the ships have been placed on the board, each player will take turns calling out a spot on the grid using a number/letter combination (eg. B4). If the other player does not have a ship at that location they call out "MISS" and the first player marks an "/" in that cell to indicate a miss. If there is a ship at that coordinate, then the other player calls out "HIT". In this case, the first player would mark an "X" in that cell to indicate that part of a ship is in that space.

When a player hits all of the cells for a ship, then the other player has to report that their ship was "SUNK".

It is useful for a player to keep track of the hits and misses of the other player by marking those shots on his/her own "Your Ships" board.

The first player to sink the other player's ships wins the game.

SHIPS

Aircraft Carrier	AAAAA
Battleship	BBBB
Crusier	CCC
Submarine	SSS
Destroyer	DD

KEY

Hit	X
Miss	/
Sunk	☒

Your Ships

	1	2	3	4	5	6	7	8	9	10
A										
B										
C										
D										
E										
F										
G										
H										
I										
J										

Enemy Ships

	1	2	3	4	5	6	7	8	9	10
A										
B										
C										
D										
E										
F										
G										
H										
I										
J										

BILL GROGAN'S GOAT



Bill Grogan's Goat
Was feeling fine
Ate three red shirts
Right off the line

Bill took a stick
Gave him a whack
And tied him to
The railroad track

The whistle blew
The train grew nye
Bill Grogan's Goat
Was doomed to die

He gave three groans
Of awwwwwwful pain
Coughed up the shirts
And flagged the train

But one of those shirts
Got caught in his throat
And that was the end
Of Bill Grogans Goat

Learn this song and sing it in the car during your trip!

GETTING TO KNOW YOU

Think of something that you want to be when you grow up, or something that you dream to do sometime in your life. Write it down here (or draw about it) and then share it with everyone else.

Write down some of the ideas that other people had for this activity.

THE HOWLING WOLVES (COLORING ACTIVITY)



THE SMALL VILLAGE AT DARK

MAD LIB (PART II)

Read the story, filling in the words that were entered on the previous page.

We took a _(ADJECTIVE)_____ and decided that it would be faster for us to road trip out of the state where we currently live. We left _(VERB)_____ on a at _(NUMBER)_____ o'clock in _(ADJECTIVE)_____ road the morning. through a small village by the name of

_(PLACE)_____.

We all piled into the _(NOUN)_____ and _(MALE)_____ kept touching By the time we _(VERB-ED)_____ my _(BODYPART-PLURAL)_____ the _(ADJECTIVE)_____ town, it with her _(BODYPART)_____. I was _(ADJECTIVE)_____ black, know that it was going to be a _(ADJECTIVE)_____ except for the light by the waning moon. _____ trip.

As we were _(VERB-ING)_____

We _(VERB-ED)_____ all day through the _(ADJECTIVE)_____ long. We had a _(ADJECTIVE)_____ streets we heard something that sounded like "_(MADEUP)_____ and noticed and _(VERB-ING)_____ on that air was _(VERB-ING)_____ activities in the _(NOUN)_____, from our _(NOUN)_____. except that _(FEMALE)_____ for her _(NOUN-PLURAL)_____.

We decided that we would have to stay the night at the _(ADJECTIVE)_____ hotel across the street.

We stopped at a restaurant and _(VERB-ED)_____ When we opened the door, we _(VERB)_____ _(ADJECTIVE)_____ a party of _(ADJECTIVE)_____ _(FOOD)_____. _____ witches and _____

(ADJECTIVE)_____ skeletons.

By this time, it was getting _(ADJECTIVE)_____. So, we decided that we would take a short cut. We were extremely afraid at first, but then we realized it was Halloween! We joined in the _(ADJECTIVE)_____

_____ party and had a great time!

_(MALE)_____ looked at the map

MENTAL MATH

GAME RULES:

All computations are to be done mentally. There is to be no writing on paper, on their hands, on the car, etc. Participants may write invisibly in the air and/or use their fingers and body parts. Talking is outlawed. Also, no calculators are allowed.

THE PROCESS

Read a list of computations slowly allowing everyone to make the calculations in their head.

When you are finished with all of the questions, ask if anyone would like a problem repeated.

Once you have finished a list of computations, tell everyone to write down their answer.

Have everyone read their answer out loud to see who all got the right answer.

SAMPLE COMPUTATIONS

$$10 / 2 \dots + 10 \dots * 2 \dots - 20$$

The answer would be 10.

WRITE DOWN YOUR ANSWERS BELOW:

MATH SQUARES

	-		-		-11
+		X		+	
	-		X		-17
X		+		+	
	+		X		17
26		37		12	

Try to fill in the missing numbers.

Use the numbers 1 through 9 to complete the equations.

Each number is only used once.

Each row is a math equation. Each column is a math equation.

Remember that multiplication and division are performed before addition and subtraction.

THE SMALL VILLAGE AT DARK MAD LIB (PART I)

Fill words into the following spaces below. Once you have words on this page, have someone read the story on the next page, filling in the blanks with your words.

- An adjective _____
- A number _____
- A noun _____
- A man's name _____
- A body part (plural) _____
- A body part _____
- An adjective _____
- A verb ending in 'ed' _____
- An adjective _____
- A plural noun _____
- A verb ending in 'ing' _____
- A noun _____
- A woman's name _____
- A plural noun _____
- A verb ending in 'ed' _____
- An adjective _____
- The name of some food _____
- An adjective _____
- A man's name _____
- A verb _____
- An adjective _____
- The name of a place _____
- A verb ending in 'ed' _____
- An adjective _____
- An adjective _____
- A verb ending in 'ing' _____
- An adjective _____
- Just make up a word _____